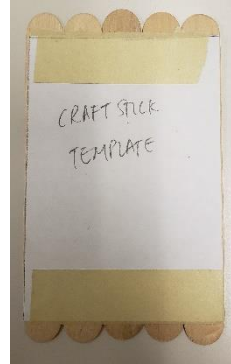


Monster Athlete Instructions

1. Line up 5 craft sticks or 7 popsicle sticks and tape an X on them.




2. Cut out craft or popsicle stick template tape it over the X and flip it over.





3. Design athlete's face on blank paper or use the templates provided. Cut and paste details on the sticks.




4. Create hands, arms, legs and feet for your athlete. Fasten them to the back of the figure.





5. HOORAY! Your athlete is complete! Fill out its profile! You can also create sports equipment for your athlete using left over craft material!





CRAFT STICK TEMPLATE



POPSICLE STICK TEMPLATE



MONSTER ATHLETE PROFILE

Monster's name: _____

My monster plays this sport:

My monster is good at: _____

What you need to know about my monster:
