


# Simple Paper Plane Instructions


## Folding a Simple Paper Plane

Images from [Fold 'N Fly](#) website


1. Fold an 8.5 x 11 sheet of paper in half




2. Unfold and then fold the top two corners into the centre line



3. Fold the top folded edges to the centre



4. Fold the plane in half



1. Fold the wings down to meet the bottom edge of the plane's body



Finished airplane:

