



**Short Activity**  
**Ages 0–3**  
**10 minutes**

## Connect the Dots

---

### Description

Connect the dot worksheets using artwork by Dave Whamond

### Space Considerations

Indoor space where participants can complete a worksheet

### Competencies

- Artistic expression
- Development of fine motor skills
- Eye–hand coordination
- Following directions

### Materials

- Pencil
- Crayons, pencil crayons or markers
- Printouts of the *Connect the Dots* templates (in order of difficulty):
  - [Connect the Dots—Kite](#)
  - [Connect the Dots—I Love Reading](#)
  - [Connect the Dots—Magician](#)
  - [Connect the Dots—Tree](#)
  - [Connect the Dots—Sun](#)

### Implementation

1. Print out and distribute a version of the *Connect the Dot* worksheets, chosen based on the age group of your participants.
2. Distribute pencils and crayons, pencil crayons or markers.
3. Encourage participants to connect the dots by starting at the number 1 and then drawing a line to the next number, until they reach the last number in

the series. Participants should connect the last number in the series back to number 1.

4. After connecting the dots, participants can colour the image.
5. You may consider printing the worksheets to have the sheets available for kids as a passive activity outside of a scheduled program.

## **Accessibility Considerations**

- Offer children a variety of writing instruments to connect the dots and allow them to choose what they feel most comfortable with.
- We have varied the level of difficulty in these worksheets, with the *Kite* template containing less dots, larger font for the numbers, and a straightforward pattern.
- The following printables contain sans serif fonts: Magician Hat, I Love Reading and Sun.
- Bump dots (or 3D markers) could be used to create a tactile, accessible option.

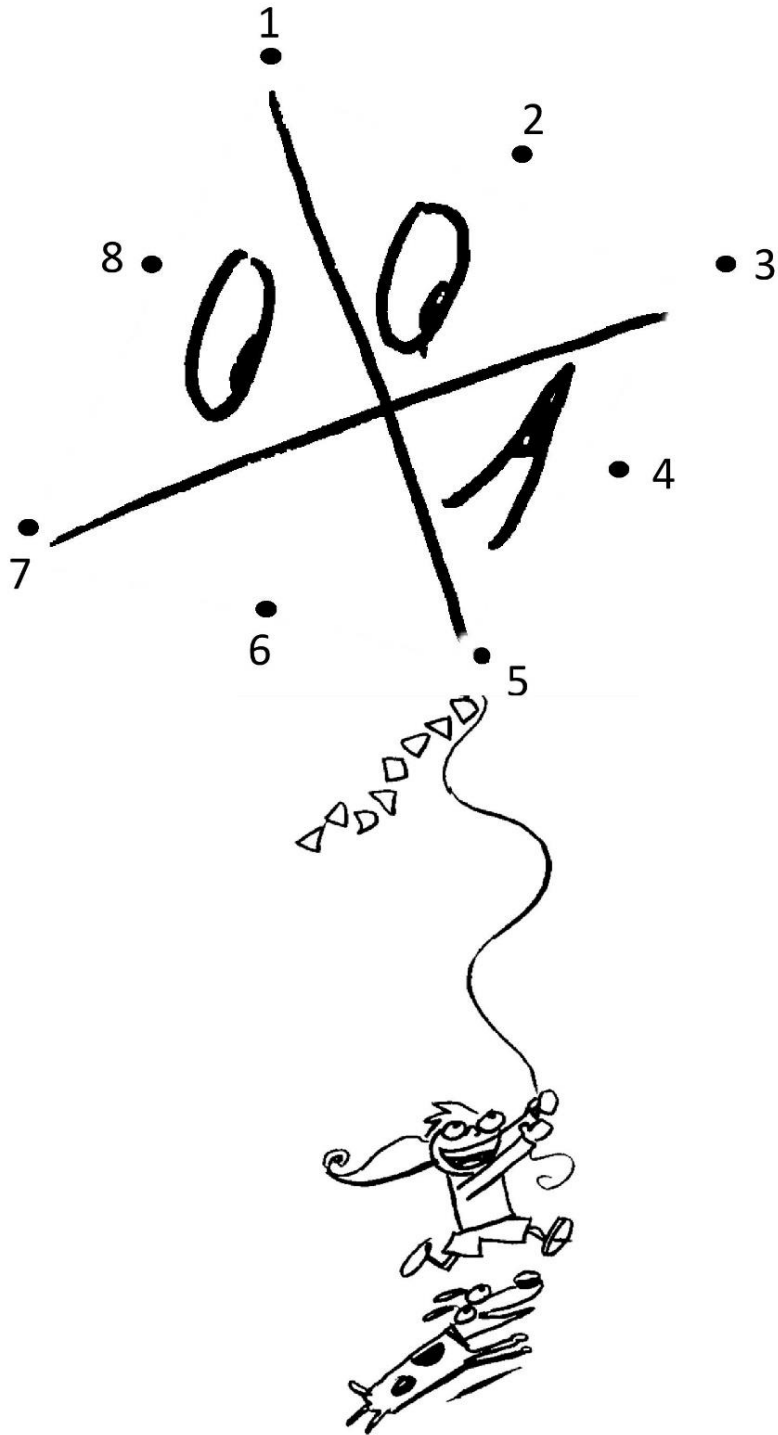
## **Book Suggestions**

*Yoga Baby* by Amy Hovey


*When We Are Kind* by Monique Gray Smith

## **Images and Templates**

Connect the dots and colour your picture!



Connect the dots and colour your picture!

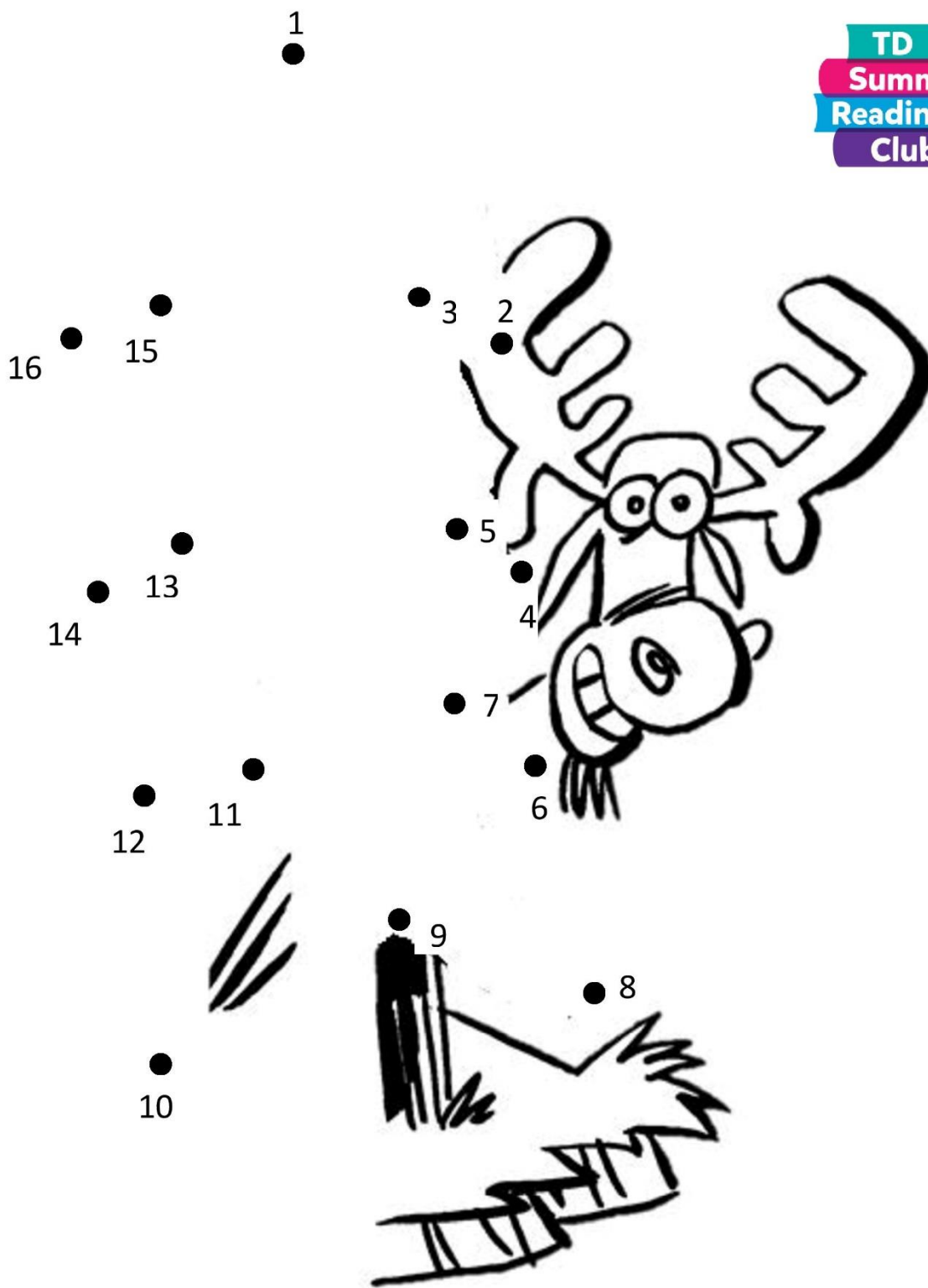


**READING**

TD  
Summer  
Reading  
Club

Connect the  
dots and colour  
your picture!





Connect the dots and colour your picture!



Connect the dots and colour your picture!

