



Long Activity
Ages 9–12
30–60 minutes

Let's Make Comics

Description

Create a character by drawing them and creating their profile. Caption Dave Whamond's drawings. Make a 3-panel Post-it comic by adding your created character or do something entirely new. Then, work on the "Finish This Comic" worksheet or take it home.

Number of Participants

Minimum of 1 participant

Space Considerations

Any type of space where kids can be seated to do a craft

Competencies

- Artistic expression
- Creative and imaginative thinking
- Creative expression
- Emotional expression

Materials

- Pencils
- Erasers
- Pencil crayons or markers
- Large Post-it notes, or paper squares or rectangles (optional)
- Tape (optional)

Preparation

- Print desired templates

Implementation

- Distribute handouts
- Distribute pencils, erasers, and pencil crayons or markers

Accessibility Considerations

- Use the larger handouts (8.5" x 14")

- Provide larger Post-it notes or cut-out squares
- Consider a group approach for creating a character and captioning Dave Whamond's drawings
- Kids may partner up for writing and illustrating comics

Book Suggestions

Planet Hockey: First Star of the Game by J. Torres


Bad Guys in the Dawn of the Underlord by Aaron Blabey

The Lunch Club: It Came from the Basement by Dom Pelletier

Images and Templates

- Create Your Own Character: Ideas for Facial Features
- Create Your Own Character: Profile Page (8.5" x 11")
- Create Your Own Character: Profile Page (8.5" x 14")
- Post-it Comics template (option to print in colour or use actual Post-its or cut out squares/rectangles instead)
- Finish This Comic
- Caption These Dave Whamond Drawings (2 pages)


CREATE YOUR OWN CHARACTER



Character's Name: _____

Tell us about your character:

CREATE YOUR OWN CHARACTER



Character's Name: _____

Tell us about your character:

POST-IT COMICS

Theme: Hide-and-Seek


Create your own Post-it comic. Feel free to use your character from the Create Your Own Character worksheet or create something new.

Plan all of your panels out before drawing. Questions to think about:

Who: Who or what is hiding?

Where: Where are they hiding? (Ideas for places to hide: rock, tree, house, building, under a table, under a window, box, behind a pet, under the bed, etc.)

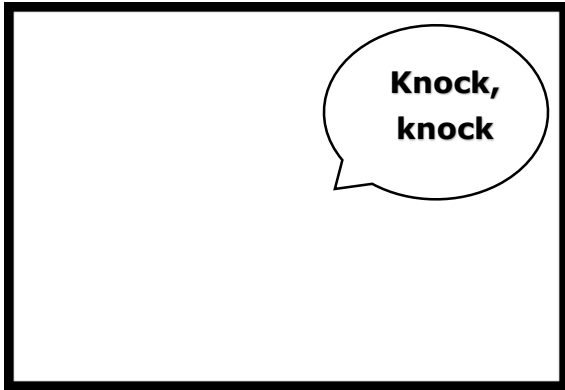
What: What is happening in these panels?



FINISH THIS COMIC

Use as many panels as you want to finish this comic.

Knock, Knock...



CAPTION THESE DAVE WHAMOND DRAWINGS



CAPTION THESE DAVE WHAMOND DRAWINGS

